

WATER DISPENSER TOP LOADING

YL1932S

NEWEST DESIGN,
SIMPLE, FASHION AND TREND



WATER DISPENSER TOP LOADING



Cup-push Control



Child Safety Lock



Hot/Cold Water




(Internal) Stretched Stainless Cold Tank



Match a variety of faucets

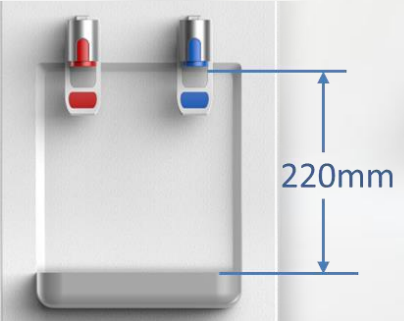
Product details:

1



Child lock for safety

2



Ultra-high water dispensing area

3



Large capacity Drip Tray

Our
sibility


WATER DISPENSER TOP LOADING

Option: PCB indicator



1000mm

Option: ornament part




WATER DISPENSER TOP LOADING

The product is higher than the A platform product.
Large condenser, better heat dissipation performance



WATER DISPENSER TOP LOADING

- Easy cleaning
- Match a variety of faucets



WATER DISPENSER TOP LOADING


- **Removable Design**

Faucet is packed separately, and the volume of cabinets is greatly increased.

Loading capacity +15%



- **Drainpipe**

Hidden drainpipe that can be drained from the front without having to move the machine multiple times to drain from the back (remove the drip tray to drain).




WATER DISPENSER TOP LOADING

Easy cleaning and maintenance by removing the bottle supporter and separator (Stretched Stainless Cold Tank can be easier to clean without cracks)




WATER DISPENSER TOP LOADING

No middle supporting plate, no back cover design, after removing the condenser, the internal space is very large, can be convenient for maintenance.



WATER DISPENSER TOP LOADING YL1932S-(DESIGN A)



Cooling Method	Compressor
Compressor Coil material	Aluminum(A)
Heated water temperature -(°C)	≥85°C
Heated water capacity min at 25 (°C) Ambient (L/hr)	4L/H
Chilled water temperature - nominal - (°C)/	≤10°C
Chilled water capacity min at 25 (°C) Ambient (L/hr)	2.0L/H
Hot Tank dimension	0.77L
Cold Tank dimension	3L
heating watts (W)	420W
Cooling watts (W)	120W
Product Dimensions (mm)	310*350*1000
20GP/40GP/40HQ	220/455/455